Installation instructions

SP26 - skid plate

Talaria Komodo 2025-2026



REMOVE THE OEM PLASTIC



HOLD THE SP26 PLATE UP TO THE FRAME



START THE TWO REAR M6 X 25 HEX SOCKET SCREWS



START THE TOP M6 X 14 SCREW WITH A 10 MM WRENCH



START THE MIDDLE M6 X 10 HEX SOCKET SCREW



TIGHTEN ALL SCREWS IN THE SAME ORDER

Installation instructions

SP26 - skid plate

Talaria Komodo 2025-2026



FINISHED!