Montageanleitung

SP26 - Motorschutz

Talaria Komodo 2025-2026



OEM-VERKLEIDUNG ABNEHMEN



SP26-PLATTE AN DEN RAHMEN HALTEN



2 HINTERE IMBUSSCHRAUBEN M6 X 25 ANDREHEN



OBERE SCHRAUBE M6 X 14 (SW 10) ANDREHEN



MITTLERE IMBUSSCHRAUBE M6 X 10 ANDREHEN



ALLE SCHRAUBEN IN DERSELBEN REIHENFOLGE FESTZIEHEN

Montageanleitung

SP26 - Motorschutz

Talaria Komodo 2025-2026



FERTIG!