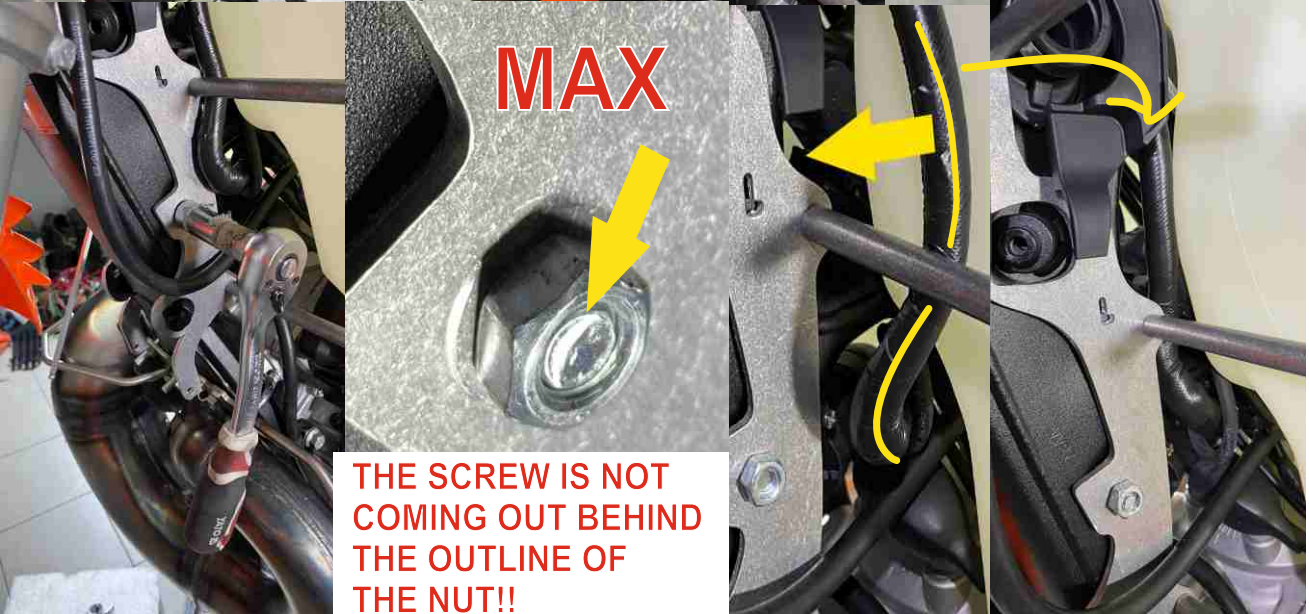


RG18 FAN SET TBI 2T/4T - Radiator guards with fan set for KTM, HUSQVARNA Gasgas TBI MY 2024 - INSTALLATION INSTRUCTIONS

Drain the coolant, uninstall the seat, side plastics and radiators.




Rg18 FAN SET TBI - INSTALLATION INSTRUCTIONS



THE SCREW IS NOT COMING OUT BEHIND THE OUTLINE OF THE NUT!!

Rg18 FAN SET TBI - INSTALLATION INSTRUCTIONS



THE SPACE BETWEEN THE
GUARD AND THE RADIATOR
HOLDER FOR THE PLASTIC
RADIATOR FIXING




GUARD SHOULD TOUCH
RADIATOR HANDLE
ON BOTH SIDES



IF IT IS SET WITH FAN

LINK TO ISTRUCTIONS :

www.artafon.com/img/cms/FAN%20SET%20TBI%20PL.pdf



Rg18 FAN SET TBI - INSTALLATION INSTRUCTIONS

